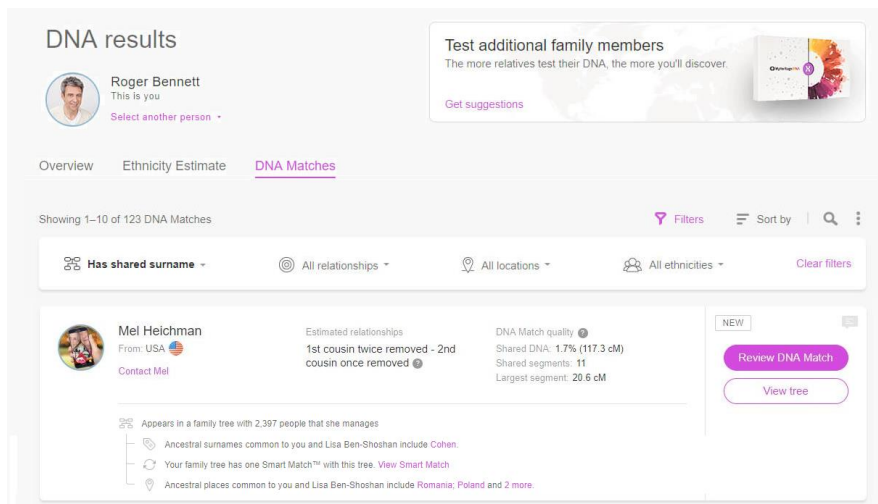


Your MyHeritage DNA results and verifying matches

By: Daniel Horowitz - Daniel@MyHeritage.com - Tweeter: [@MyHChiefGen](https://twitter.com/MyHChiefGen) - Instagram: [horowitz_daniel](https://www.instagram.com/horowitz_daniel)

Your DNA Match details consolidated into one place with different sections that will help you discover how the match may be related to you. This can open the door to new connections and discoveries to advance your family history research.

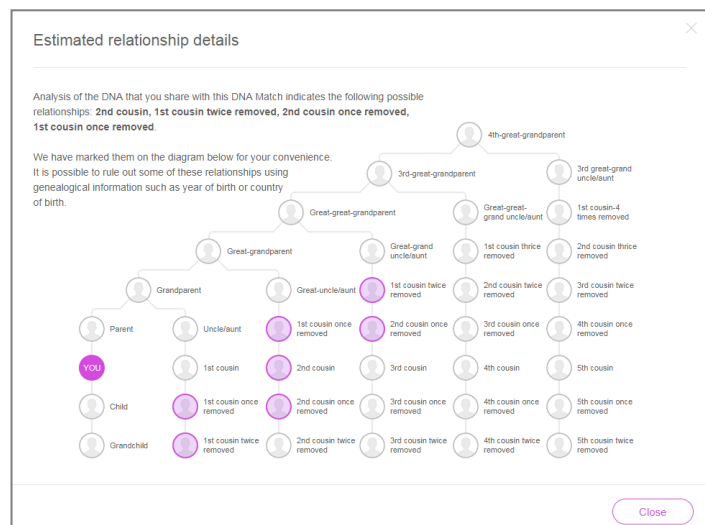


Accessing your DNA Matches: Your DNA Matches are listed under the DNA tab, sorted by the amount of shared DNA, so closest relatives will be listed first.

On your DNA Matches page, you will see the family tree details of your match, and the ancestral surnames for

your matches, which can help determine who your shared ancestors are. You can add notes to your DNA Matches to keep track of your research progress with each match and to organize them better.

Possible relationships: For every DNA Match, the page lists the possible relationship(s) as indicated by DNA between you and the person. It's sometimes difficult to visualize these relationships; so, we provide you with a handy relationship helper window (click the question mark icon) that shows you what the relationships mean. If more than one relationship is possible, the various possibilities will be highlighted in that window.



DNA Match quality: This section displays three values for each match that can inform you about your genetic relationship with your DNA Match. They are Shared DNA, Shared segments, and Longest Segment.

Contacting other users: Get in touch with the people who seem to be interesting matches, and exchange information about how you may be related to them. If your DNA Match is a member of a MyHeritage site managed by another person, you can also contact the administrator.

On the DNA Matches list, you can click the “Review match” button in the bottom right corner of any of your matches to view relevant data about the match, combining information from DNA and family trees. It is displayed in an easy to use side-by-side comparison.

Review DNA Match

The screenshot shows a side-by-side comparison of two DNA matches. On the left is James Ortiz, identified as 'This is you' and 'From: USA'. On the right is Gabrielle Hansen, 'Age: 60's' and 'From: USA'. A 'Contact' button is visible on the right side of the match card. Below the match cards, the 'Estimated relationships' section indicates '1st cousin once removed - 2nd cousin twice removed'. The 'DNA Match quality' section shows '2.2% (157.9 cM) Shared DNA', '17 Shared segments', and '19.6 cM Largest segment'. A 'Smart Matches™' section notes that the family tree has one Smart Match with Gabrielle Hansen's family tree. Below this, another match card for Eric Adkins is shown, with a 'Review match' button. At the bottom right, there is a link to 'View all pending Smart Matches'.

Smart Matches™: MyHeritage technology that matches people in your tree with people in other trees. If you share a percentage of DNA with someone, and your trees also have Smart Matches, it increases the likelihood that you are related and makes it easier for you to understand how you are related.

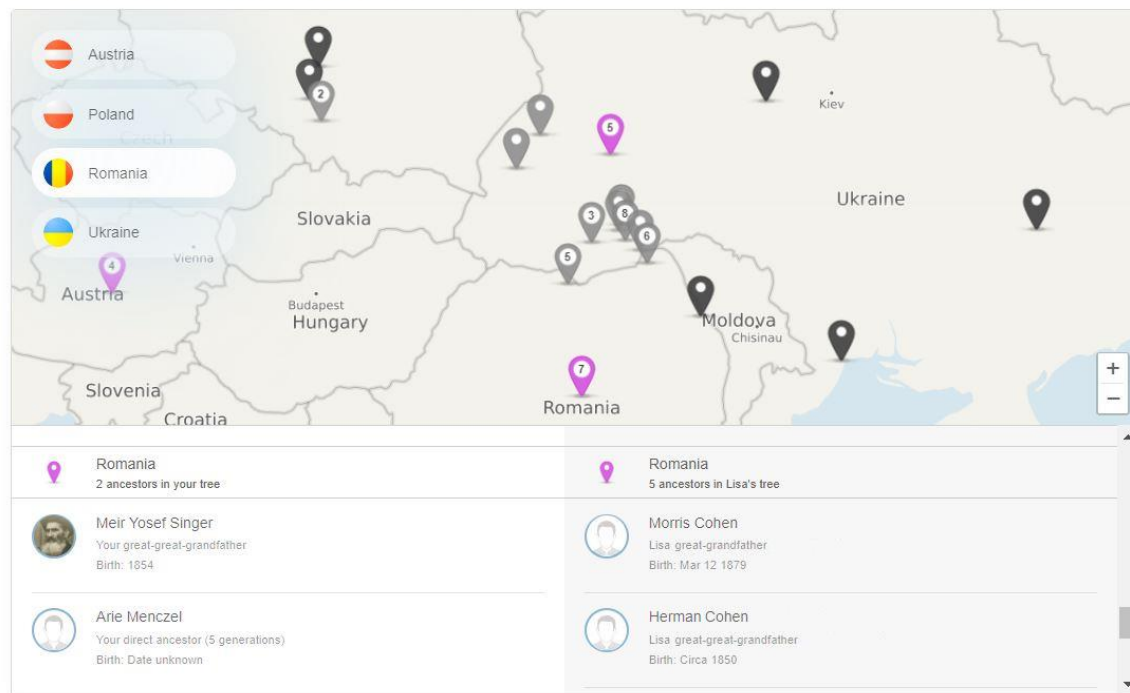
Shared Ancestral Surnames: These are the surnames of your direct ancestors and the direct ancestors of your DNA Match, which are retrieved from your family trees on MyHeritage. If you and a DNA Match have shared ancestral surnames, this section will show the ancestral surnames you have in common going back 10 generations.

The screenshot displays the 'Shared ancestral surnames' section. It features a header 'Shared ancestral surnames' with a sub-header 'Shared ancestral surnames can point to the common ancestors. Lisa and you share one ancestral surname.' Below this, two panels show the shared surname 'Cohen'. The left panel shows 'Abraham Moshe "Moise" Cohen' as 'Your great-grandfather'. The right panel shows 'Miriam Spiegel (born Cohen)' as 'Lisa grandmother' and 'Morris Cohen' as 'Lisa great-grandfather'. At the bottom right, there is a link to 'View all ancestral surnames'.

Shared Ancestral Places: Shared Ancestral Places refer to towns, countries, or U.S. states that appear in your family tree as well as in the family trees of your DNA Matches, where birth or death events of your ancestors (and those of your DNA Matches' ancestors) took place. These places are identified going back up to 10 generations and can play a vital role in family history research.

Shared ancestral places

Shared ancestral places can point to common ancestors. Both Lisa Maria and you have ancestral events that took place in Austria, Poland and 2 more places.



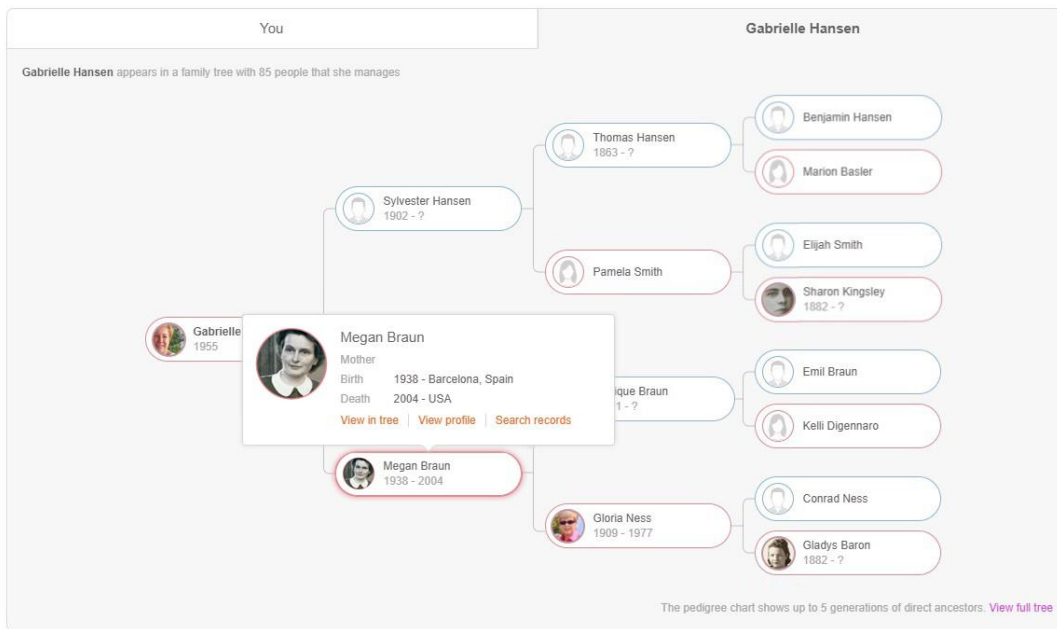
Shared DNA Matches: Shared DNA Matches are people who share DNA with both you and your DNA Match, meaning both of you have the same person in your list of DNA Matches. This is another way of increasing the confidence in your DNA Match and helps you learn which side of the family your DNA Match is on. In this section, the name of each Shared DNA Match is clickable and allows you to go to the DNA Match Review page for that specific match.

Shared DNA Matches

Gabrielle Hansen and you share the following 24 DNA Matches

Estimated relationship to you	Shared match	Estimated relationship to Gabrielle Hansen
1st cousin twice removed - 4th cousin	 Catherine Braswell 0.9% (66.0 cM)	1st cousin twice removed - 4th cousin
1st cousin twice removed - 4th cousin	 David Martinez 0.6% (42.9 cM)	1st cousin twice removed - 3rd cousin once removed

Pedigree Charts: Pedigree Charts show the main individual and their direct line of ancestors, i.e., parents, grandparents, great-grandparents, etc. The Pedigree Chart section shows your match's direct ancestors in one tab and shows your own pedigree chart in an adjacent tab. Women appear in the Pedigree Chart with their maiden names. To see more information about any person, hover the mouse over the card. A callout will open, as shown below, adding more information, such as birthplace and death place.



Viewing family tree details: The power of MyHeritage comes from its family trees. You will be able to view that family tree to understand better whether they are indeed related to you and try to figure out the exact path of the relationship. MyHeritage allows you to view the family tree of any of your DNA Matches. Trees on private sites will not be viewable, but even in that situation, you will be able to request access from the site manager in most cases.

Shared Ethnicities: Every DNA test taken or uploaded to MyHeritage, we calculate an Ethnicity Estimate, which finds ethnic origins. MyHeritage offers a breakdown of 42 different ethnic regions. The Shared Ethnicities section compares the Ethnicity Estimate of your DNA Match to your own to find similarities. You will see the exact percentage break down of your ethnicities side-by-side with your DNA Match's ethnicities, and those you share will be highlighted.

Chromosome Browser: The chromosome browser tool allows you to see how much DNA you shared in common with your match. The browser provides a graphical view of the half-identical segments shared with the match on each individual chromosome. Matches can be on the paternal or maternal chromosome, but the chromosome browser cannot distinguish between the two.